

SOFAS | CHAIR  
PALERMO



4 SEAT SOFAS



Perfectly contoured, the Palermo range offers superior comfort and design with elegant visual appeal. The refined outline of this beautiful piece forms a sweeping line along the wing back that runs seamlessly in a continuous curve through the arms and down to the lightly sprung base on unique tapered legs. The subtle aesthetic differences between the chair, and generous sofa designs, allows them to be equally outstanding as a group or as unique statement pieces.

**Structure:** beech, fir and poplar  
**Suspension:** sprung base with high density foam and fibre  
**Covering:** tight cover  
**Sofa seat cushions:** high density foam and fibre with feather surround; removable covers  
**Legs:** new beech wood turned leg available in different colour finishes



3 SEAT SOFA

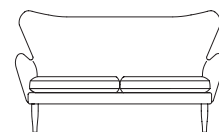


CHAIR

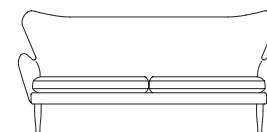


Side View


Width  
 Depth  
 Height  
 Seat Height  
 Seat Depth



2 Seat  
 160 cm  
 90 cm  
 92 cm  
 46 cm  
 62 cm



3 Seat  
 200 cm  
 90 cm  
 92 cm  
 46 cm  
 62 cm



4 Seat  
 240 cm  
 90 cm  
 92 cm  
 46 cm  
 62 cm



Side View

Width  
 Depth  
 Height  
 Seat Height  
 Seat Depth



Chair  
 76 cm  
 89 cm  
 96 cm  
 46 cm  
 56 cm